

IPEDS 2024-25 Data Collection System

IPEDS HELP DESK (877) 225-2568 | ipedshelp@rti.org
OMB NO. 1850-0582 v.33 : Approval Expires 8/31/2027
User ID: P1265806

12-month Enrollment 2024-25

Institution: University of Colorado Colorado Springs (126580)

User ID: P1265806

Overview

12-month Enrollment Overview

The 12-month Enrollment survey component collects unduplicated student enrollment counts and instructional activity data for an entire 12-month period. Using the instructional activity data reported, a full-time equivalent (FTE) student enrollment at the undergraduate and graduate level is estimated (4-year institutions only). Institutions with Doctor's - professional practice students will also report the FTE enrollment of those students (4-year institutions only). NCES uses the FTE enrollment to produce indicators such as expenses by function per FTE as reported in the IPEDS Data Feedback Report.

Data Reporting Reminder:

- All institutions must use the July 1 - June 30 reporting period.
- Report data to accurately reflect the time period corresponding with the IPEDS survey component, even if such reporting is seemingly inconsistent with prior-year reporting.

Changes in reporting

The following changes were implemented for the 2024-25 data collection period:

- Added screening question to indicate whether the institution enrolled high school students in college courses for credit during the 12-month reporting period. Note: This screening question originally appeared on the Institutional Characteristics Header component when first added in the 2023-24 data collection. This item was added to the 12-month (E12) component in the 2024-25 data collection to better align the timing of this screening question to the reporting of the enrollment counts. This change was prompted by feedback from the IPEDS Help Desk and IPEDS data reporters that separating the screening question and enrollment count reporting on two different components led to confusion and timing misalignment.
- Revised the Gender Unknown or Another Gender than Provided Categories screen for clarity.
- Removed mention of "non-first-time" on survey screens and instructions when discussing "transfer-in" student enrollment status to clarify the distinction between these two terms. This change was prompted by feedback from the IPEDS data reporters and data users that IPEDS survey materials conflated the concepts of "transfer-in" and "non-first-time," which led to misunderstanding in interpretation. This change will clearly separate these two concepts in the IPEDS survey materials to improve clarity and understanding of these terms.
- Added a new FAQ to better clarify the relationship between "transfer-in" enrollment status on the Fall Enrollment (EF) and 12-month Enrollment (E12) components and the "non-first-time" cohort on the Outcome Measures (OM) component. This change was prompted by feedback from the IPEDS data reporters and data users that the IPEDS survey materials conflated the concepts of "transfer-in" and "non-first-time," which led to misunderstanding in interpretation. This change will clearly separate these two concepts in IPEDS survey materials to improve clarity and understanding of these terms.
- Revised definition for "Transfer-in student" Glossary term to improve clarity. This change was prompted by feedback from the IPEDS data reporters and data users that the current definition for "Transfer-in student" led to misunderstanding in interpretation. This change will clarify this term for greater understanding among the IPEDS audiences.
- Revised definition for "Non-first-time student (undergraduate)" Glossary term to improve clarity. This change was prompted by feedback from the IPEDS data reporters and data users that the current definition for "Non-first-time student (undergraduate)" led to misunderstanding in interpretation. This change will clarify this term for greater understanding among the IPEDS audiences.
- Revised definition for "Continuing/Returning student (undergraduate)" Glossary term to improve clarity. This change was prompted by feedback from the IPEDS data reporters and data users that the current definition for "Continuing/Returning student (undergraduate)" led to misunderstanding in interpretation. This change will clarify this term for greater understanding among the IPEDS audiences.

Resources:

- To download the survey materials for this component: [Survey Materials](#)
- To access your prior year data submission for this component: [Reported Data](#)

If you have questions about completing this survey, please contact the IPEDS Help Desk at 1-877-225-2568.


Institution: University of Colorado Colorado Springs (126580)

User ID: P1265806

12-month Enrollment Screening Questions

1. Which instructional activity units will you use to report undergraduate instructional activity?

- Undergraduate instructional activity data in Part B may be reported in units of clock hours or credit hours.
 - Please note that any graduate level instructional activity must be reported in credit hours. (4-year institutions only)
- ☐ Clock hours
- ☒ Credit hours
- ☐ Both clock and credit hours (some undergraduate programs measured in clock hours and some measured in credit hours)

 You may use the box below to provide additional context for the data you have reported above. Context notes will be posted on the College Navigator website. Therefore, you should write all context notes using proper grammar (e.g., complete sentences with punctuation) and common language that can be easily understood by students and parents (e.g., spell out acronyms).

2. Did your institution enroll high school students in college courses for credit during the 12-month Enrollment (E12) reporting period of July 1, 2023 - June 30, 2024?

If you answer **Yes** to this question, you will be able to report the unduplicated count of high school students enrolled in college courses for credit on Part C of the 12-month Enrollment (E12) survey component.

- ☒ Yes.
- ☒ Within a dual enrollment program.
- ☐ Outside a dual enrollment program.
- ☐ No

Note:

Within a dual enrollment program is defined as within an organized system with special guidelines that allows high school students to take college-level courses. The guidelines might have to do with entrance or eligibility requirements, funding, limits on course taking, etc.

Outside a dual enrollment program is defined as high school students who simply enroll in credit courses through your institution, and are treated as regularly enrolled college students.

Institution: University of Colorado Colorado Springs (126580)

User ID: P1265806

Part A - Unduplicated Count for Full-time Undergraduate Students

12-month Unduplicated Count by Race/Ethnicity and Gender - Full-time Undergraduate Students

July 1, 2023 – June 30, 2024

Reporting Reminders:

- The 12-month unduplicated count must be equal or greater than the corresponding prior year fall enrollment.
- Report Hispanic/Latino individuals of any race as Hispanic/Latino
- Report race for non-Hispanic/Latino individuals only
- Even though Teacher Preparation certificate programs may require a bachelor's degree for admission, they are considered subbaccalaureate undergraduate programs, and students in these programs are undergraduate students.

Men

Students enrolled for <u>credit</u>	Degree/certificate-seeking				Non-degree/ non-certificate- seeking	Total, Full-time undergraduate students
	First-time	Transfer- in	Continuing/ Returning	Total degree/ certificate-seeking		
U.S. Nonresident	9	9	39	57	1	58
Hispanic/Latino	183	83	419	685	7	692
American Indian or Alaska Native	3	1	10	14	0	14
Asian	29	6	77	112	4	116
Black or African American	35	28	96	159	7	166
Native Hawaiian or Other Pacific Islander	3	0	6	9	0	9
White	490	270	1,480	2,240	25	2,265
Two or more races	55	31	180	266	0	266
Race and ethnicity unknown	22	8	39	69	3	72
Total men	829	436	2,346	3,611	47	3,658
Total men prior year	792	465	2,339	3,596	40	3,636

Women

Students enrolled for <u>credit</u>	Degree/certificate-seeking				Non-degree/ non-certificate- seeking	Total, Full-time undergraduate students
	First-time	Transfer- in	Continuing/ Returning	Total degree/ certificate-seeking		
U.S. Nonresident	3	4	24	31	1	32
Hispanic/Latino	250	110	519	879	3	882
American Indian or Alaska Native	2	4	11	17	0	17
Asian	31	25	127	183	1	184
Black or African American	61	27	148	236	4	240
Native Hawaiian or Other Pacific Islander	4	0	5	9	1	10
White	493	291	1,559	2,343	13	2,356
Two or more races	71	36	209	316	2	318
Race and ethnicity unknown	9	9	42	60	1	61
Total women	924	506	2,644	4,074	26	4,100
Total women prior year	886	515	2,767	4,168	16	4,184

Grand total (2023-24)	1,753	942	4,990	7,685	73	7,758
Prior year data:						
Grand total (men+women) prior year	1,678	980	5,106	7,764	56	7,820
Total Full-time undergraduate enrollment Fall 2023 NOTE: Grand total (2023-24) calculated above is expected to be greater than total Full-time undergraduate enrollment Fall 2023.	1,644	700	4,781	7,125	32	7,157

Institution: University of Colorado Colorado Springs (126580)

User ID: P1265806

Part A - Unduplicated Count for Part-time Undergraduate Students

12-month Unduplicated Count by Race/Ethnicity and Gender - Part-time Undergraduate Students

July 1, 2023 – June 30, 2024

Reporting Reminders:

- The 12-month unduplicated count must be equal or greater than the corresponding prior year fall enrollment.
- Report Hispanic/Latino individuals of any race as Hispanic/Latino
- Report race for non-Hispanic/Latino individuals only
- Even though Teacher Preparation certificate programs may require a bachelor's degree for admission, they are considered subbaccalaureate undergraduate programs, and students in these programs are undergraduate students.

Men

Students enrolled for <u>credit</u>	Degree/certificate-seeking				Non-degree/ non-certificate- seeking	Total, Part-time undergraduate students
	First-time	Transfer- in	Continuing/ Returning	Total degree/ certificate-seeking		
U.S. Nonresident	1	2	0	3	0	3
Hispanic/Latino	11	30	159	200	125	325
American Indian or Alaska Native	0	0	5	5	12	17
Asian	2	3	32	37	70	107
Black or African American	8	6	52	66	16	82
Native Hawaiian or Other Pacific Islander	0	1	6	7	4	11
White	34	105	500	639	624	1,263
Two or more races	10	13	67	90	47	137
Race and ethnicity unknown	1	3	6	10	79	89
Total men	67	163	827	1,057	977	2,034
Total men prior year	76	161	908	1,145	943	2,088

Women

Students enrolled for <u>credit</u>	Degree/certificate-seeking				Non-degree/ non-certificate- seeking	Total, Part-time undergraduate students
	First-time	Transfer- in	Continuing/ Returning	Total degree/ certificate-seeking		
U.S. Nonresident	0	0	1	1	1	2
Hispanic/Latino	19	46	224	289	200	489
American Indian or Alaska Native	0	1	11	12	11	23
Asian	1	11	37	49	75	124
Black or African American	9	21	49	79	33	112
Native Hawaiian or Other Pacific Islander	0	0	3	3	4	7
White	29	122	625	776	667	1,443
Two or more races	2	11	84	97	66	163
Race and ethnicity unknown	1	5	15	21	100	121
Total women	61	217	1,049	1,327	1,157	2,484
Total women prior year	72	245	1,077	1,394	1,142	2,536

Grand total (2023-24)	128	380	1,876	2,384	2,134	4,518
Prior year data:						
Grand total (men+women) prior year	148	406	1,985	2,539	2,085	4,624
Total Part-time undergraduate enrollment Fall 2023 NOTE: Grand total (2023-24) calculated above is expected to be greater than total Part-time undergraduate enrollment Fall 2023.	103	225	1,417	1,745	496	2,241

Institution: University of Colorado Colorado Springs (126580)

User ID: P1265806

Part A - Unduplicated Count for Undergraduate Students

12-month Unduplicated Count by Race/Ethnicity and Gender - Undergraduate Student Total

July 1, 2023 – June 30, 2024

Men

Enrolled for credit	Total full-time undergraduate students	Total part-time undergraduate students	Grand total, all undergraduate students
U.S. Nonresident	58	3	61
Hispanic/Latino	692	325	1,017
American Indian or Alaska Native	14	17	31
Asian	116	107	223
Black or African American	166	82	248
Native Hawaiian or Other Pacific Islander	9	11	20
White	2,265	1,263	3,528
Two or more races	266	137	403
Race and ethnicity unknown	72	89	161
Total men	3,658	2,034	5,692

Women

Enrolled for credit	Total full-time undergraduate students	Total part-time undergraduate students	Grand total, all undergraduate students
U.S. Nonresident	32	2	34
Hispanic/Latino	882	489	1,371
American Indian or Alaska Native	17	23	40
Asian	184	124	308
Black or African American	240	112	352
Native Hawaiian or Other Pacific Islander	10	7	17
White	2,356	1,443	3,799
Two or more races	318	163	481
Race and ethnicity unknown	61	121	182
Total women	4,100	2,484	6,584
Grand Total (men+women)	7,758	4,518	12,276

Institution: University of Colorado Colorado Springs (126580)

User ID: P1265806

Part A - Unduplicated Count for Graduate Students

12-month Unduplicated Count by Race/Ethnicity and Gender - Full-time and Part-time Graduate Students

July 1, 2023 – June 30, 2024

Reporting Reminders:

- The 12-month unduplicated count must be equal or greater than the corresponding prior year fall enrollment.
- Report Hispanic/Latino individuals of any race as Hispanic/Latino
- Report race for non-Hispanic/Latino individuals only
- Report **all** postbaccalaureate degree and certificate students as graduate students, **including any doctor's - professional practice students (formerly first-professional)**

Men

Students <u>enrolled for credit</u>	Graduate students		
	Total <u>full-time</u>	Total <u>part-time</u>	Total <u>graduate students</u>
<u>U.S. Nonresident</u>	56	23	79
<u>Hispanic/Latino</u>	36	77	113
<u>American Indian or Alaska Native</u>	3	3	6
<u>Asian</u>	15	22	37
<u>Black or African American</u>	21	31	52
<u>Native Hawaiian or Other Pacific Islander</u>	2	0	2
<u>White</u>	207	412	619
Two or more races	19	42	61
<u>Race and ethnicity unknown</u>	10	12	22
Total men	369	622	991
Total men prior year			1,021

Women

Students <u>enrolled for credit</u>	Graduate students		
	Total <u>full-time</u>	Total <u>part-time</u>	Total <u>Graduate students</u>
<u>U.S. Nonresident</u>	24	14	38
<u>Hispanic/Latino</u>	62	113	175
<u>American Indian or Alaska Native</u>	0	3	3
<u>Asian</u>	18	30	48
<u>Black or African American</u>	22	43	65
<u>Native Hawaiian or Other Pacific Islander</u>	1	1	2
<u>White</u>	298	706	1,004
Two or more races	21	46	67
<u>Race and ethnicity unknown</u>	8	27	35
Total women	454	983	1,437
Total women prior year			1,429

Grand total (2023-24)	823	1,605	2,428
Prior year data:			
Unduplicated headcount (2022-23)			2,450
i Total graduate enrollment Fall 2023 NOTE: Grand total (2023-24) calculated above is expected to be greater than Total graduate enrollment Fall 2023.	691	1,124	1,815

Institution: University of Colorado Colorado Springs (126580)

User ID: P1265806

Part A - Gender Unknown or Another Gender than Provided Categories

12-month Unduplicated Count by Gender Unknown or Another Gender than Provided Categories

Reporting Reminders:

- The purpose of this supplemental section is to determine whether institutions are able to report the number of students for whom gender is unknown and the number of students for whom gender does not align with the 'Men' and 'Women' categories. Note that these students must still be allocated into the 'Men' and 'Women' categories in all other sections of the survey component.
- Institutions should not ask students that do not select a binary gender to allocate themselves to a binary gender category; it is up to the institution to allocate unknown students and students that indicate another gender into the binary categories throughout the forms where required. One method commonly used by institutions is to allocate these students to the binary categories required in other parts of the form using the proportion of men to women reported.
- The 'gender unknown' category is to report students for whom the institution does not know a gender.

Is your institution able to report another gender for the July 1, 2023 - June 30, 2024 reporting period?

If you indicate 'No, my institution is not able to report another gender,' leave the cells in the rows for 'Another gender' blank (i.e., do not report 0). If you indicate 'No, some cells will have a value of less than 5 students,' your institution collects data on another gender, but some cells have a value of less than 5 students, do not report the data and leave the cells in the rows for 'Another gender' blank. If you indicate 'Yes,' but no students identified as another gender, please enter '0'.

Undergraduate students:


- ☐ No, my institution is not able to report another gender (do not report)
- ☐ No, some cells will have a value of less than 5 students (do not report)
- ☒ Yes

Graduate students:

- ☐ No, my institution is not able to report another gender (do not report)
- ☒ No, some cells will have a value of less than 5 students (do not report)
- ☐ Yes

Of the total students reported, how many students did you allocate to a binary gender category (Men/Women) because their gender was unknown or another gender than the provided categories?

		Number of students			
		Undergraduate students		Graduate students	
		Current Year	Prior year	Current Year	Prior year
Grand total		12,276	12,444	2,428	2,450
	Gender unknown (i.e., gender information is not known or not collected).	<input checked="" type="checkbox"/> 242	38	<input type="text" value="12"/>	14
	Another gender (i.e., gender information is known but does not fall into either of the mutually exclusive binary categories provided [Men/Women]).	<input type="text" value="6"/>		<input type="text"/>	
Total of Gender unknown + Another gender		248	38	12	14
Total of Students for whom gender is known and falls into one of the mutually exclusive binary categories provided [Men/Women]		12,028	12,406	2,416	2,436

 You may use the box below to provide additional context for the data you have reported above. Context notes will be posted on the College Navigator website. Therefore, you should write all context notes using proper grammar (e.g., complete sentences with punctuation) and common language that can be easily understood by students and parents (e.g., spell out acronyms).

Institution: University of Colorado Colorado Springs (126580)


User ID: P1265806

Part A – 12-month Enrollment by Distance Education Status

12-month Unduplicated Count - Distance Education Status

July 1, 2023 – June 30, 2024

	Undergraduate Students		Graduate Students
	Degree/certificate-seeking	Non-degree/non-certificate-seeking	
Students <i>enrolled exclusively</i> in distance education courses	1,019	258	932
Students <i>enrolled in at least one but not all</i> distance education courses	6,766	123	634
Students <i>not enrolled in any</i> distance education courses	2,284	1,826	862
Total (Carried forward from part A)	10,069	2,207	2,428

 You may use the box below to provide additional context for the data you have reported above. Context notes will be posted on the College Navigator website. Therefore, you should write all context notes using proper grammar (e.g., complete sentences with punctuation) and common language that can be easily understood by students and parents (e.g., spell out acronyms).

Institution: University of Colorado Colorado Springs (126580)

User ID: P1265806

Part B - Instructional Activity

12-month Instructional Activity

July 1, 2023 - June 30, 2024

Instructional Activity Reporting Reminder:

- Instructional activity is used to calculate an IPEDS FTE based on the institution's reported calendar system.
- Graduate credit hour activity should not include any doctor's - professional practice activity, the total of those students' FTE is entered separately instead.

FTE Reporting Reminder:

- Institutions need not report their own calculations of undergraduate or graduate FTE unless IPEDS FTE calculations would be misleading for comparison purposes among all IPEDS reporting institutions.

Instructional Activity

	2023-24 total activity	Prior year data
Undergraduate level:		
<u>Credit hour activity</u>	247,508	248,928
Graduate level:		
<u>Credit hour activity</u> (Do not include doctor's-professional practice instructional activity here; the total FTE of those students should be entered separately below)	28,928	28,742

Full-Time Equivalent (FTE) of Students


	2023-24 total activity	Prior year data
<u>Doctor's - professional practice level:</u>		
<u>Doctor's - professional practice</u> FTE student estimate	25	26

Calendar system (as reported on the prior year IC survey component):	Semester
--	----------

If the IPEDS calculated FTE estimates below are not reasonable, **AND** you have reported the correct instructional activity hours above, enter your best FTE estimate in the "Institution reported FTE" column below and save the page. This option should be used **ONLY** if the calculated estimate is not reasonable for your institution and IPEDS comparisons.

Please provide your best estimate of undergraduate and graduate FTE for the 12-month reporting period **only if the calculated FTE estimate below is not reasonable for IPEDS comparison purposes**. Please provide an explanation in the context box if the option is used due to Coronavirus Pandemic.

	Calculated FTE 2023-24	Institution reported FTE 2023-24	Prior year FTE 2022-23
Undergraduate student FTE	8,250	8,250	8,298
Graduate student FTE (excluding doctor's - professional practice student FTE)	1,205	1,205	1,198
Doctor's - professional practice student FTE		25	26
Total FTE student enrollment		9,480	9,522

 Context notes will be posted on the College Navigator website. Therefore, you should write all context notes using proper grammar (e.g., complete sentences with punctuation) and common language that can be easily understood by students and parents (e.g., spell out acronyms).

Institution: University of Colorado Colorado Springs (126580)

User ID: P1265806

Part C – Unduplicated Count of Dual Enrolled Students

12-month Unduplicated Count of Dual Enrolled Students

July 1, 2023 – June 30, 2024

Reporting Reminders:

- The number of high school students enrolled in college courses for credit was reported in Part A as part of the non-degree/non-certificate-seeking unduplicated enrollment.
 - The number of high school students enrolled in college courses for credit reported in Part C will have some duplication with the non-degree/non-certificate-seeking enrollment students reported in Part A.
 - The number of high school students enrolled in college courses for credit reported in Part C should be less than the number of non-degree/non-certificate-seeking students reported in Part A unless all these students at your institution are high school students enrolled in college courses for credit.
- Report Hispanic/Latino individuals of any race as Hispanic/Latino
- Report race for non-Hispanic/Latino individuals only

In Part A, your institution reported the following number of students in the non-degree/non-certificate-seeking unduplicated headcount.

2,207

	High school students enrolled in college courses for credit		
	Men	Women	Total
<u>U.S. Nonresident</u>	<input type="text" value="0"/>	<input type="text" value="0"/>	0
<u>Hispanic/Latino</u>	<input type="text" value="125"/>	<input type="text" value="194"/>	319
<u>American Indian or Alaska Native</u>	<input type="text" value="12"/>	<input type="text" value="11"/>	23
<u>Asian</u>	<input type="text" value="70"/>	<input type="text" value="73"/>	143
<u>Black or African American</u>	<input type="text" value="16"/>	<input type="text" value="31"/>	47
<u>Native Hawaiian or Other Pacific Islander</u>	<input type="text" value="3"/>	<input type="text" value="4"/>	7
<u>White</u>	<input type="text" value="603"/>	<input type="text" value="643"/>	1,246
<u>Two or more races</u>	<input type="text" value="45"/>	<input type="text" value="65"/>	110
<u>Race and ethnicity unknown</u>	<input type="text" value="79"/>	<input type="text" value="100"/>	179
Total	953	1,121	2,074
Total prior year	915	1,107	2,022

Institution: University of Colorado Colorado Springs (126580)

User ID: P1265806

Prepared by

Prepared by

Reporting Reminders:

- The name of the preparer is being collected so that we can follow up with the appropriate person in the event that there are questions concerning the data.
- The Keyholder will be copied on all email correspondence to other preparers.
- The time it took to prepare this component is being collected so that we can continue to improve our estimate of the reporting burden associated with IPEDS.
- Please include in your estimate the time it took for you to review instructions, query and search data sources, complete and review the component, and submit the data through the Data Collection System.
- Thank you for your assistance.

This survey component was prepared by:					
<input checked="" type="radio"/>	Keyholder	<input type="radio"/>	SFA Contact	<input type="radio"/>	HR Contact
<input type="radio"/>	Finance Contact	<input type="radio"/>	Academic Library Contact	<input type="radio"/>	Other
Name:	<input type="text" value="Jenny Russell"/>				
Email:	<input type="text" value="jrusse17@uccs.edu"/>				

How many staff from your institution only were involved in the data collection and reporting process of this survey component?	
<input type="text" value="2.00"/>	Number of Staff (including yourself)

How many hours did you and others from your institution only spend on each of the steps below when responding to this survey component? <i>Exclude the hours spent collecting data for state and other reporting purposes.</i>				
Staff member	Collecting Data Needed	Revising Data to Match IPEDS Requirements	Entering Data	Revising and Locking Data
Your office	<input type="text" value="6.00"/> hours	<input type="text" value="4.00"/> hours	<input type="text" value="3.00"/> hours	<input type="text"/> hours
Other offices	<input type="text"/> hours	<input type="text"/> hours	<input type="text"/> hours	<input type="text"/> hours

Institution: University of Colorado Colorado Springs (126580)

User ID: P1265806

Summary

12-Month Enrollment Component Summary

The purpose of this summary is to provide you an opportunity to view some of the data that, when accepted through the IPEDS quality control process, will appear on the [College Navigator](#) website and/or your institution's Data Feedback Report (DFR). In addition, all data reported in IPEDS survey components become publicly available through the [IPEDS Use the Data](#) and appear as aggregated statistics in various Department of Education reports. [College Navigator](#) is updated approximately three months after the data collection period closes and DFRs will be available through the [IPEDS Use the Data](#) and sent to your institution's CEO at the end of 2025.

Please review your data for accuracy. If you have questions about the data displayed below or after reviewing the data reported on the survey screens, please contact the IPEDS Help Desk at: 1-877-225-2568 or ipedshelp@rti.org.

12-Month Unduplicated Headcount and Full-Time Equivalent Students		
Total 12-month unduplicated headcount enrollment		14,704
	Undergraduate student unduplicated headcount enrollment	12,276
	Graduate student unduplicated headcount enrollment	2,428
Total 12-month full-time equivalent (FTE) student enrollment		9,480
	Undergraduate student FTE enrollment	8,250
	Graduate student FTE enrollment	1,205
	Doctor's-professional practice FTE enrollment	25

Total 12-month Undergraduate Student Characteristics		
Percent of undergraduate students who are female		54 %
Percent of undergraduate students who are full-time		63 %
Percent of undergraduate students who are enrolled exclusively in distance education courses		10 %
Percent of undergraduate students by U.S. resident status and race/ethnicity: Note: Race/ethnicity is not collected for U.S. Nonresidents.		
U.S. Resident		99 %
	American Indian or Alaska Native	1 %
	Asian	4 %
	Black or African American	5 %
	Hispanic/Latino	19 %
	Native Hawaiian or Pacific Islander	0 %
	White	60 %
	Two or More Races	7 %
	Race and ethnicity unknown	3 %
U .S. Nonresident		1 %

Total 12-month Graduate Student Characteristics		
Percent of graduate students who are female		59 %
Percent of graduate students who are full-time		34 %
Percent of graduate students who are enrolled exclusively in distance education courses		38 %
Percent of graduate students by U.S. resident status and race/ethnicity: Note: Race/ethnicity is not collected for U.S. Nonresidents.		
U.S. Resident		95 %
	American Indian or Alaska Native	0 %
	Asian	4 %
	Black or African American	5 %
	Hispanic/Latino	12 %
	Native Hawaiian or Pacific Islander	0 %
	White	67 %

	Two or More Races	5 %
	Race and ethnicity unknown	2 %
U .S. Nonresident		5 %

Edit Report

12-month Enrollment

Source	Description	Severity	Resolved	Options
Screen: Gender Unknown or Another Gender				
Screen Entry	The number of Gender unknown (242) of undergraduate students is outside the expected range when compared with the data reported by your institution in the prior year. Please correct your data or contact the IPEDS Help Desk for assistance. (Error #9235)	Explanation	Yes	
Reason	Due to challenges integrating a new undergraduate transfer application into the student information system, some race/ethnicity and gender data was lost. This generated a larger number of unknowns than anticipated. While considerable effort went into correcting the missing data, we were unable to recover all of the missing gender data and must report it as unknown. The integration issues have been corrected as of Spring 2024 so future reporting will reflect student responses more accurately.			